





Lisa. Männimetsa tee 35 ehitusala skeem PTH-20-145

- | | |
|-------------------------------------------------------------------------------------|-----------------------------|
|  | Põhihoone tinglik ehitusala |
|  | Olemasolevad hooned |
|  | Lammutatav hoone |
|  | Kinnistu piir |